



SGS U.S. Testing Company Inc.

1341 North 108th East Avenue
Tulsa, OK 74116
Tel: 918-437-8333
Fax: 918-437-8487

Report No.: FT97-0033
Date: 6/2/97
Page 1 of 5

REPORT OF TEST

CLIENT: Emissions Technology, Inc.
P.O. Box 471916
Tulsa, OK 74174

Attn: Clark Daywalt

SUBJECT: Efficiency testing of ECO Systems by use of a methane source.


REFERENCE: Verbal 5/2/97.

SAMPLE ID: Client refers to the sample as "ECO System, Model ECO-2".

PROCEDURE: The testing procedure used a flow meter, monitoring methane flow, to measure the temperature of a gas brooder. With a thermal couple located in the brooder, the temperature of the flame was evaluated in comparison to methane flow. Tests were recorded with and without the sample ECO System in line with the brooder.

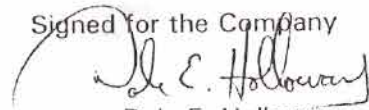
RESULTS: The results are on the following pages.

TEST DATE: 5/06/97.



Eric Hundley, Engineer

bk

Signed for the Company

 Dale E. Holloway
 Tulsa Branch Director

Member of the SGS Group

ANALYTICAL SERVICES • PERFORMANCE TESTING • STANDARDS EVALUATION • CERTIFICATION SERVICES
 SGS U.S. TESTING COMPANY INC. REPORTS ARE FOR THE EXCLUSIVE USE OF THE CLIENT TO WHOM THEY ARE ADDRESSED. ANYONE RELYING ON SUCH REPORTS SHOULD UNDERSTAND ALL OF THE DETAILS OF THE ENGAGEMENT. REPORTS REFLECT RESULTS ONLY OF THE STANDARDS OR PROCEDURES IDENTIFIED TO THE TESTS CONDUCTED AND ARE LIMITED TO THE SAMPLES TESTED. TEST RESULTS MAY NOT BE INDICATIVE OF THE QUALITIES OF THE LOT FROM WHICH THE SAMPLE WAS TAKEN. SGS U.S. TESTING COMPANY INC. HAS NOT CONDUCTED ANY QUALITY CONTROL PROGRAM FOR THE CLIENT. NEITHER THE NAME, SEALS, MARKS NOR INSIGNIA OF SGS U.S. TESTING COMPANY INC. MAY BE USED IN ANY ADVERTISING OR PROMOTIONAL MATERIALS WITHOUT THE PRIOR WRITTEN APPROVAL OF SGS U.S. TESTING COMPANY INC. THIS REPORT SHALL NOT BE REPRODUCED EXCEPT IN FULL WITHOUT THE WRITTEN PERMISSION OF THE SGS U.S. TESTING COMPANY INC. SAMPLES NOT DESTROYED IN TESTING ARE DISPOSED OF AFTER 30 DAYS.

Client: Emissions Technology, Inc.

Date: 6/2/97

Page 2 of 5

RESULTS:

Brooder Temperature Test Standard Installation

Sample Number	Measurement (SCFH air)	Temperature (°C)	Flow Rate (ft ³ /min)	Flow Rate (BTU/hr)
1	6.0	900	0.134	8840
2	10.0	1050	0.224	14800
3	14.0	1110	0.313	20600
4	18.0	1145	0.403	26600

Brooder Temperature Test With ECO System

Sample Number	Measurement (SCFH air)	Temperature (°C)	Flow Rate (ft ³ /min)	Flow Rate (BTU/hr)
1	6.0	925	0.134	8840
2	10.0	1060	0.224	14800
3	14.0	1135	0.313	20600
4	18.0	1160	0.403	26600

REPORT OF TEST

CONCLUSION:

Three temperature points were evaluated for flow differences made with the ECO System and without. These points are evaluated in terms of flow difference and percent efficiency difference.

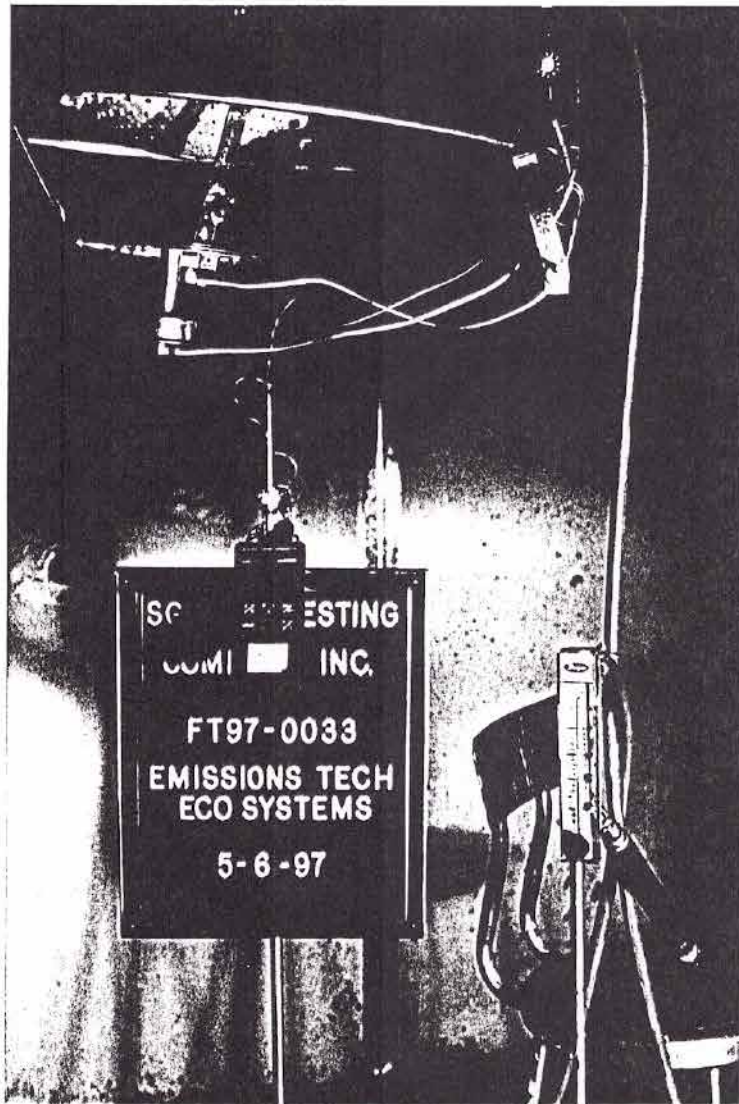
EVALUATED TEMPERATURE POINTS

Sample	Temperature (°C)	Flow Difference (ft ³ /min / BTU/hr)	Efficiency Difference (%)
1	925	.0150 / 990	11.2
2	1110	.0298 / 1967	9.6
3	1150	.0530 / 3490	12.7
AVERAGE - 2150 BTU/hr			11.2 %

REPORT OF TEST

Client: Emissions Technology, Inc.

REPORT OF TEST



Standard Brooder with ECO System Installed

Client: Emissions Technology, Inc.

REPORT OF TEST



Standard Brooder without ECO Set-up

****END OF REPORT****